



PTP/CLIENT ANTENNA

WiBOX PA M3-14X

WiBOX PA M3-14X is dual polarity X (slant +/-45 deg) panel antenna with 14 dBi gain, designed to operate at MIMO 2x2 system. The antenna is predicted for **point-to-point (PTP)** or **point-to-multipoint (PMP)** as the client antenna, in interfered environments. **WiBOX PA M3-14X** can work **indoor and outdoor (IP67)**. The X-polarization helps for establishing links in interfered environments. Due to operating frequency range this antenna can operate in the systems of **WiMAX** and **LTE (bands 22, 42, 43)**. The antenna is integrated with the top quality **WiBOX Medium** box system. It comes with 2 x SMA connectors.

ROHS



Electrical specification

Frequency	3.4 - 3.8 GHz
Gain	14 dBi
VSWR	<1.50, max < 1.80
Beamwidth	30°/30°
Polarization	X
Cross-Polar Isolation	20 dB
Front-to-Back	> 20 dB
Separation between Connectors	> 25 dB
Impedance	50 Ω
Max Input Power	50 W
Lighting Protection	No
DC Ground	Yes

Mechanic specification

Dimensions	27.2 x 27.6 x 9.6 cm 10.71 x 10.87 x 3.78 inch
Weight	1.6 kg
Connector	RJ45 & 2xSMA
Material	ABS
Waterproof level	IP67
Operating temperature	from -40°C to 80°C from -40°F to 176°F
Wind resistance	70km/h

Mounting Kit

Dimensions	9.9 x 10.5 x 14.8 cm 3.9 x 4.13 x 5.83 inch
Regulation Range	+/- 30°
Weight	0.87 kg
Most Dimensions Range	25 - 65mm
Material	Polyamide with fiberglass + galvanized steel U-Bolts

Features

- › Gain for the frequency of 3400 - 3800 MHz 2x 14 dBi
- › Polarization X for the frequency of 3400 - 3800 MHz
- › 2 x Connector SMA
- › Big, ergonomic and voluminous **WiBOX Medium** enclosure for radio equipment installation
- › Outdoor Waterproof Enclosure **WiBOX Medium**
- › Designed and resistant for any weather conditions
- › RJ45 Waterproof System
- › Grounding system protecting against lightning - DC Ground
- › 36 Warranty Months

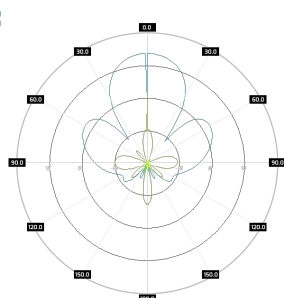
Systems

- › LTE band - 22, 42, 43, 48, 49, 52
- › WLAN - 3.6 GHz
- › WiMAX - 3.5 GHz

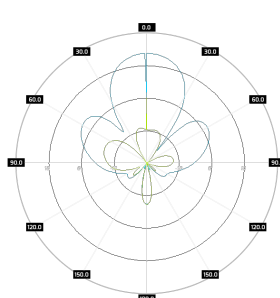
Applications

- › PtP connections
- › PtM Connections
- › System Integration

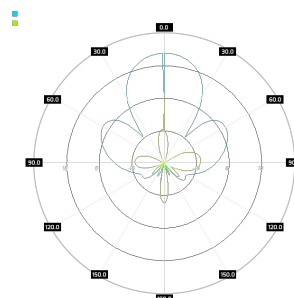
Plots



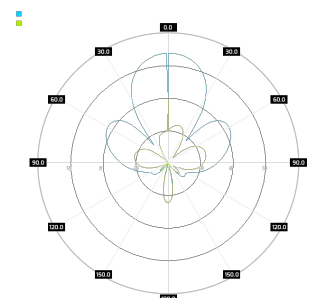
PA M3-14X
Port 1, azimuth



PA M3-14X
Port 1, elev



PA M3-14X
Port 2, azimuth



PA M3-14X
Port 2, elev