



PTP/CLIENT ANTENNA

WiBOX PA M19-8HV

WiBOX PA M19-8HV is designed mainly for mobile cellular systems **3G, 3.5G, 3.75G** and especially **4G - LTE** as an 8 dBi dual polarization client antenna (**CPE**) in **H&V polarization**. Its wide range of work permits to operate in the systems such as **GSM, UMTS** and **LTE**. It can be used as client antenna for **point-to-point (PTP)** or **point-to-multipoint (PMP)** or for **hotspots in offices, halls and public areas**. Due to an innovative antenna design with great parameters it enables to work in a wide range of frequencies for **LTE** systems: band 1, 2, 3, 4, 9, 10, 25, 29, 33, 34, 35, 36, 37, 39. The system can operate **indoor and outdoor (IP67)**. The antenna is integrated with the top quality **WiBOX Medium**. It comes with 2 x SMA connector.

ROHS



Electrical specification

Frequency	1.71 - 2.17 GHz
Gain	8 dBi
VSWR	<1.60, max < 2.00
Beamwidth	60°/60°
Polarization	H&V
Cross-Polar Isolation	
Front-to-Back	> 17 dB
Separation between Connectors	> 18 dB
Impedance	50 Ω
Max Input Power	50 W
Lighting Protection	No
DC Ground	Yes

Mechanic specification

Dimensions	27.2 x 27.6 x 9.6 cm 10.71 x 10.87 x 3.78 inch
Weight	1.5 kg
Connector	RJ45 & 2xSMA
Material	ABS
Waterproof level	IP67
Operating temperature	from -40°C to 80°C from -40°F to 176°F
Wind resistance	70km/h

Mounting Kit

Dimensions	9.9 x 10.5 x 14.8 cm 3.9 x 4.13 x 5.83 inch
Regulation Range	+/- 30°
Weight	0.87 kg
Most Dimensions Range	25 - 65mm
Material	Polyamide with fiberglass + galvanized steel U-Bolts

Features

- › Gain for the frequency of 1710 - 2170 MHz
2x 8 dBi
- › Polarization H&V for the frequency of 1710 - 2170 MHz
- › 2 x Connector SMA
- › Big, ergonomic and voluminous **WiBOX Medium** enclosure for radio equipment installation
- › Outdoor Waterproof Enclosure **WiBOX Medium**
- › Designed and resistant for any weather conditions
- › RJ45 Waterproof System
- › Grounding system protecting against lighting - DC Ground
- › 36 Warranty Months

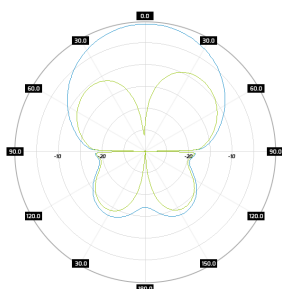
Systems

- › LTE band - 1, 2, 3, 4, 9, 10, 25, 33, 34, 35, 36, 37, 39, 65, 66, 70
- › 3G - 2100 MHz
- › GSM - 1800 MHz, 1900 MHz

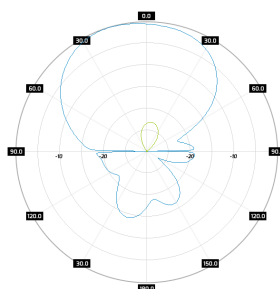
Applications

- › Stadiums, Public Places
- › Hotspot
- › PtP connections
- › PtM Connections
- › System Integration

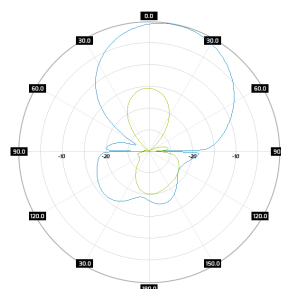
Plots



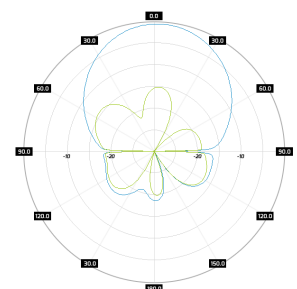
Radiation pattern Port 1 Pol 1



Radiation pattern Port 1 Pol 2



Radiation pattern Port 2 Pol 1



Radiation pattern Port 2 Pol 2