



PTP/CLIENT ANTENNA

WiBOX PA M25-14HV

WiBOX PA M25-14HV is dual polarity H&V polarized panel antenna with 14 dBi gain, designed to operate at **MIMO 2x2** system. The antenna is predicted for **point-to-point (PTP)** or **point-to-multipoint (PMP)** as the client antenna. **WiBOX PA M25-14HV** can work **indoor and outdoor (IP67)**. Due to wide operating frequency range this antenna can operate in the systems **WiMAX 2.6GHz, LTE 2.6 GHz (LTE FDD band 7 and TDD 38, 40, 41), Bluetooth and WLAN 2.4GHz (802.11b/g/n)**. The antenna is integrated with the top quality **WiBOX Medium** box system. It comes with 2 x SMA connectors.

ROHS



Electrical specification

Frequency	2.3 - 2.7 GHz
Gain	14 dBi
VSWR	<2.00
Beamwidth	30°/30°
Polarization	H&V
Cross-Polar Isolation	
Front-to-Back	> 30 dB
Separation between Connectors	> 32 dB
Impedance	50 Ω
Max Input Power	50 W
Lighting Protection	No
DC Ground	Yes

Mechanic specification

Dimensions	27.2 x 27.6 x 9.6 cm 10.71 x 10.87 x 3.78 inch
Weight	1.6 kg
Connector	RJ45 & 2xSMA
Material	ABS
Waterproof level	IP67
Operating temperature	from -40°C to 80°C from -40°F to 176°F
Wind resistance	70km/h

Mounting Kit

Dimensions	9.9 x 10.5 x 14.8 cm 3.9 x 4.13 x 5.83 inch
Regulation Range	+/- 30°
Weight	0.87 kg
Max Dimensions Range	25 - 65mm
Material	Polyamide with fiberglass + galvanized steel U-Bolts

Features

- › Gain for the frequency of 2300 - 2700 MHz 2x 14 dBi
- › Polarization H&V for the frequency of 2300 - 2700 MHz
- › 2 x Connector SMA
- › Big, ergonomic and voluminous **WiBOX Medium** enclosure for radio equipment installation
- › Outdoor Waterproof Enclosure **WiBOX Medium**
- › Designed and resistant for any weather conditions
- › RJ45 Waterproof System
- › Grounding system protecting against lightning - DC Ground
- › 36 Warranty Months

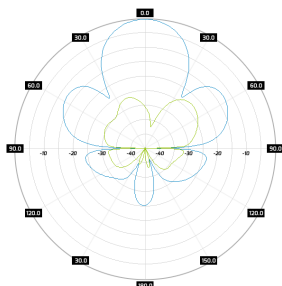
Systems

- › LTE band - 7, 30, 38, 40, 41, 53, 69
- › WLAN - 2.4 GHz
- › WiMAX - 2.3 GHz, 2.5 GHz
- › RFID - 2400 - 2483 MHz
- › Bluetooth - 2400-2483 MHz
- › ISM - 2400-2483 MHz

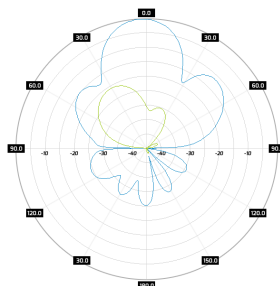
Applications

- › PtP connections
- › PtM Connections
- › System Integration

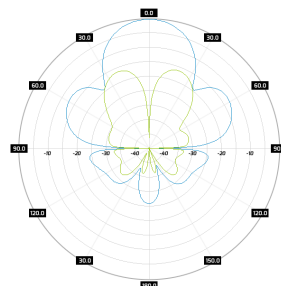
Plots



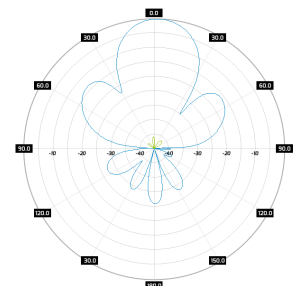
Radiation pattern Port 1 Pol 1



Radiation pattern Port 1 Pol 2



Radiation pattern Port 2 Pol 1



Radiation pattern Port 2 Pol 2