



BASE SECTOR ANTENNA

WiSector SA 3518X-65-M4

WiSector SA 3518X-65-M4 is an **2x Slant +/- 45°** polarity **MIMO 4x4** sector antenna operating at a frequency range of: 3.3 - 3.8 GHz with 18 dBi gain and **2 deg. electrical tilt**. The antenna is predicted for point-to-multipoint (**PMP**) connections, can be used for covering medium and big areas as a base station for client stations or as the hotspot in schools, halls, stadiums or another public places. It can work indoor and outdoor. It works with the WLAN 802.11n/ac systems. The antenna comes with No. 2 N Female connector, it enables **WiSector SA 3518X-65-M4** to create complete **MIMO4x4** base station.

ROHS



Electrical specification

Frequency	3.3 - 3.8 GHz
Gain	18 dBi ±1
VSWR	<1.40, max < 1.50
Beamwidth	8°/73°
Polarization	X
Cross-Polar Isolation	25 dB
Front-to-Back	> 35 dB +/- 1 dB
Separation between Connectors	> 40 dB +/- 2 dB
Impedance	50 Ω
Max Input Power	50 W
Lighting Protection	No
DC Ground	Yes

Mechanic specification

Dimensions	12 x 75.5 x 7 cm 4.72 x 29.72 x 2.76 inch
Weight	4.7 kg
Connector	4xN Female
Material	PVC
Waterproof level	
Operating temperature	from -40°C to 70°C from -40°F to 158°F
Wind resistance	km/h

Mounting Kit

Dimensions	
Regulation Range	
Weight	
Most Dimensions Range	
Material	

Plots

Features

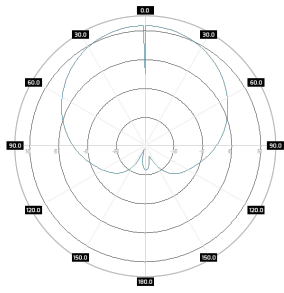
- › Gain for the frequency of 3300 - 3800 MHz 4x 18 dBi ±1
- › Polarization X for the frequency of 3300 - 3800 MHz
- › 4 x Connector N Female
- › Big, ergonomic and voluminous **WiSector Small** enclosure for radio equipment installation
- › Outdoor Waterproof Enclosure **WiSector Small**
- › Designed and resistant for any weather conditions
- › Grounding system protecting against lightning - DC Ground
- › 36 Warranty Months

Systems

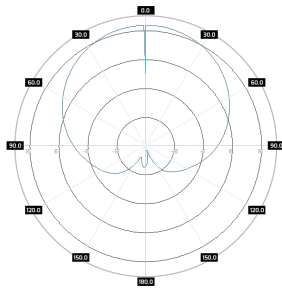
- › LTE band - 22, 42, 43, 48, 49, 52
- › WLAN - 3.6 GHz
- › WiMAX - 3.5 GHz

Applications

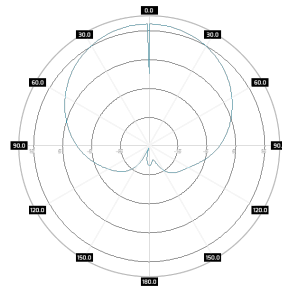
- › Stadiums, Public Places
- › Hotspot
- › PtM Connections



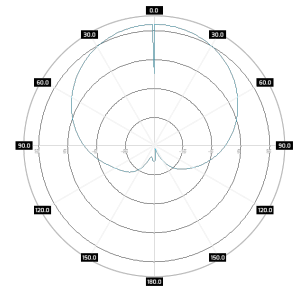
Azimuth
Port 1 & 3, 3300 MHz



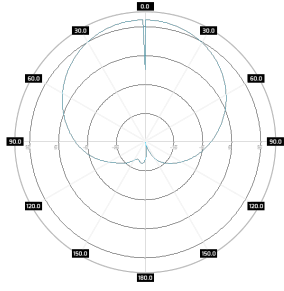
Azimuth
Port 2 & 4, 3300 MHz



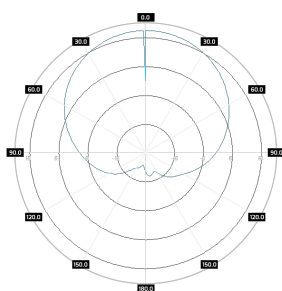
Azimuth
Port 1 & 3, 3500 MHz



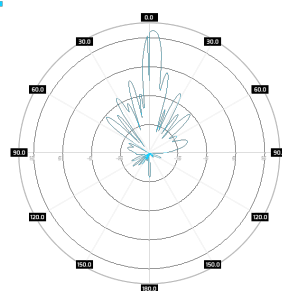
Azimuth
Port 2 & 4, 3500 MHz



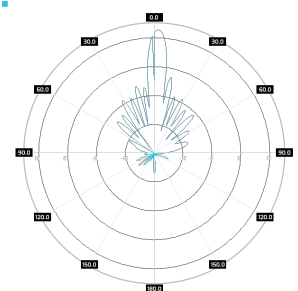
Azimuth
Port 1 & 3, 3800 MHz



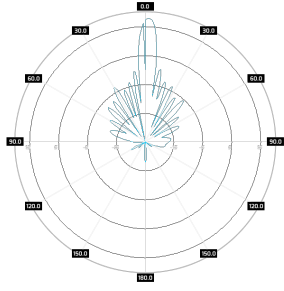
Azimuth
Port 2 & 4, 3800 MHz



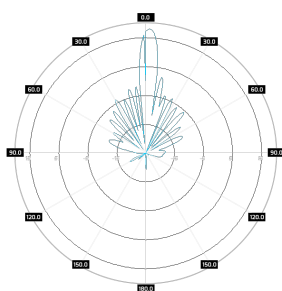
Elevation
Port 1 & 3, 3300 MHz



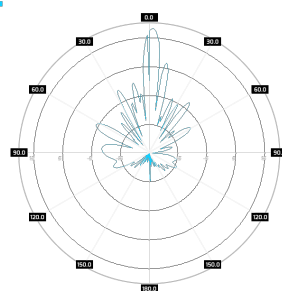
Elevation
Port 2 & 4, 3300 MHz



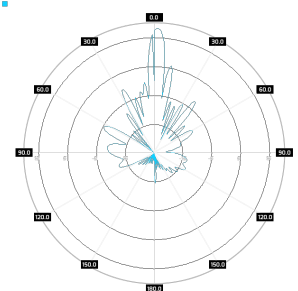
Elevation
Port 1 & 3, 3500 MHz



Elevation
Port 2 & 4, 3500 MHz



Elevation
Port 1 & 3, 3800 MHz



Elevation
Port 2 & 4, 3800 MHz