



## BASE SECTOR ANTENNA

# WiBOX SA M25-90-12X

**WiBOX SA M25-90-12X** is a MIMO 2x2 sector antenna operating at the frequency band: 2.3 – 2.65 GHz with 12 dBi gain. The antenna can be used in **point-to-multipoint (PMP)** topology for covering small and medium size areas as the hotspot in schools, halls, stadiums or another public places. It can work indoor and outdoor (**IP 67**). It works with the systems of: **WLAN (802.11b/g/n), WiMAX, LTE, Bluetooth, ISM, RFID**. The antenna is integrated with the top quality **WiBOX Medium** box system.

ROHS



### Electrical specification

Frequency	2.35 - 2.65 GHz
Gain	12 dBi
VSWR	<2.00
Beamwidth	30°/90°
Polarization	X
Cross-Polar Isolation	24dB dB
Front-to-Back	> 20 dB
Separation between Connectors	> 25 dB
Impedance	50 Ω
Max Input Power	50 W
Lighting Protection	No
DC Ground	Yes

### Mechanic specification

Dimensions	27.2 x 27.6 x 9.6 cm 10.71 x 10.87 x 3.78 inch
Weight	1.6 kg
Connector	RJ45 & 2xSMA
Material	ABS
Waterproof level	IP67
Operating temperature	from -40°C to 80°C from -40°F to 176°F
Wind resistance	70km/h

### Mounting Kit

Dimensions	9.9 x 10.5 x 14.8 cm 3.9 x 4.13 x 5.83 inch
Regulation Range	+/- 30°
Weight	0.87 kg
Most Dimensions Range	25 - 65mm
Material	Polyamide with fiberglass + galvanized steel U-Bolts

### Features

- › Gain for the frequency of 2350 - 2650 MHz 2x 12 dBi
- › Polarization X for the frequency of 2350 - 2650 MHz
- › 2 x Connector SMA
- › Big, ergonomic and voluminous **WiBOX Medium** enclosure for radio equipment installation
- › Outdoor Waterproof Enclosure **WiBOX Medium**
- › Designed and resistant for any weather conditions
- › RJ45 Waterproof System
- › Grounding system protecting against lightning - DC Ground
- › 36 Warranty Months

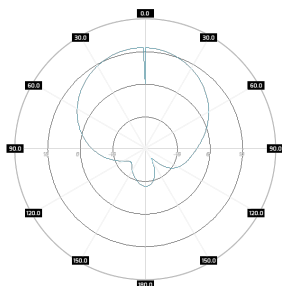
### Systems

- › LTE band - 7, 38, 40, 41, 53, 69
- › WLAN - 2.4 GHz
- › WiMAX - 2.3 GHz, 2.5 GHz
- › RFID - 2400 - 2483 MHz
- › Bluetooth - 2400-2483 MHz
- › ISM - 2400-2483 MHz

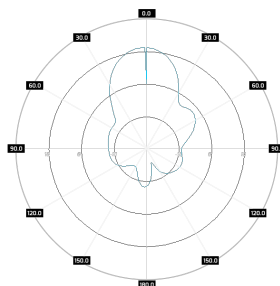
### Applications

- › Stadiums, Public Places
- › Hotspot
- › PtM Connections
- › System Integration

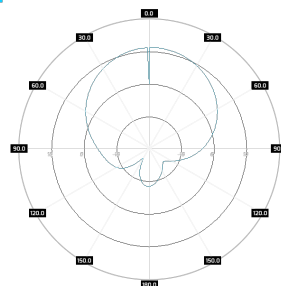
### Plots



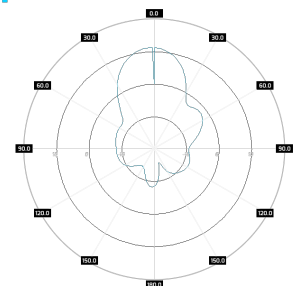
SA M25-90-12X  
Port 1, azimuth



SA M25-90-12X  
Port 1, elev.



SA M25-90-12X  
Port 2, azimuth



SA M25-90-12X  
Port 2, elev.