



PTP/CLIENT ANTENNA **WiPanel PA M5-24X**

WiPanel PA M5-24X is an innovative PTFE microstrip dual slant polarity (**MIMO 2x2**) planar antenna operating at the frequency range of 5,1 – 5,95 GHz with 24 dBi gain in both polarizations. It is desired for Point-to-Point, bridge and Point-to-Multipoint connections as a client antenna where the high-gained antennas are required. The reduced side-lobes level makes a gain more focused into the front direction than the standard antennas. Front shield of **WiPanel PA M5-24X** is made from the durable plastic material resistant against the UV radiation and bad weather conditions. The special reinforced **WiMount** bracket, made from fiberglass ensures the stability even in case of the strong wind. It comes with No. 2 of N Female connector.

ROHS

UV
RESISTANT

ABS

Electrical specification

Frequency	5.1 - 5.95 GHz
Gain	24 dBi
VSWR	<1.80, max < 2.00
Beamwidth	8°/8°
Polarization	X
Cross-Polar Isolation	
Front-to-Back	> 30 dB
Separation between Connectors	> 40 dB
Impedance	50 Ω
Max Input Power	50 W
Lighting Protection	No
DC Ground	No

Mechanic specification

Dimensions	392 x 396 x 9.5 cm 154.33 x 155.91 x 3.74 inch
Weight	2.2 kg
Connector	RJ45 & 2xNF
Material	ABS
Waterproof level	IP65
Operating temperature	from -40 + 70°C to °C from -40°F to 32°F
Wind resistance	160km/h

Mounting Kit

Dimensions	9.9 x 10.5 x 14.8 cm 3.9 x 4.13 x 5.83 inch
Regulation Range	+/- 30°
Weight	0.87 kg
Most Dimensions Range	25 - 65mm
Material	Polyamide with fiberglass + galvanized steel U-Bolts

Features

- › Gain for the frequency of 5100 - 5950 MHz 2x 24 dBi
- › Polarization X for the frequency of 5100 - 5950 MHz
- › 2 x Connector NF
- › Big, ergonomic and voluminous **WiPanel Large** enclosure for radio equipment installation
- › Outdoor Waterproof Enclosure **WiPanel Large**
- › Designed and resistant for any weather conditions
- › RJ45 Waterproof System
- › 36 Warranty Months

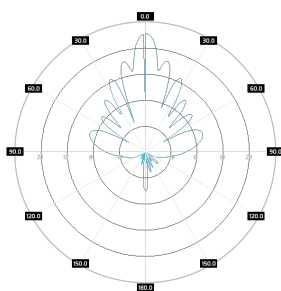
Systems

- › LTE band - 46, 47, 252, 255
- › WLAN - 5 GHz
- › WiMAX - 5 GHz
- › RFID - 5725 - 5875 MHz
- › ISM - 5725-5875 MHz

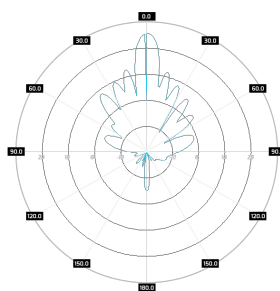
Applications

- › PtP connections

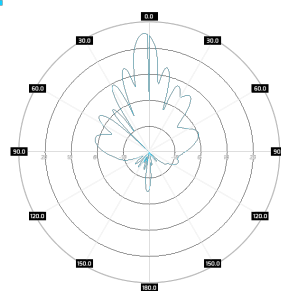
Plots



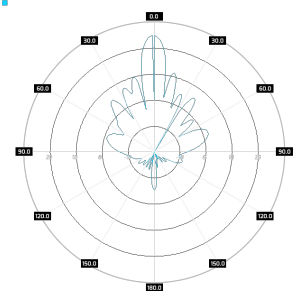
PA M5-24X
port 1, azimuth



PA M5-24X
port 1, elev.



PA M5-24X
port 2, azimuth



PA M5-24X
port 2, elev.