



PTP/CLIENT ANTENNA

WiBOX PA M6-24HV

WiBOX PA M6-24HV is an innovative **PTFE microstrip dual polarity H&V polarized (MIMO 2x2) planar antenna** operating at the frequency range of **5.6 – 6.5 GHz** with **24 dBi** gain in both polarizations. It is desired for **point-to-point (PTP)** or **point-to-multipoint (PMP)** as the client antenna, where the high-gained antennas are required. **WiBOX PA M6-24HV** works with **WLAN 802.11n/ac** systems. Can be installed **indoor and outdoor (IP67)**. The antenna is integrated with the top quality **WiBOX Large** system.

ROHS



Electrical specification

Frequency	5.6 – 6.5 GHz
Gain	24 dBi
VSWR	<1.50, max < 1.80
Beamwidth	8°/8°
Polarization	H&V
Cross-Polar Isolation	
Front-to-Back	> 30 dB
Separation between Connectors	> 41 dB
Impedance	50 Ω
Max Input Power	50 W
Lighting Protection	No
DC Ground	Yes

Mechanic specification

Dimensions	39.2 x 39.6 x 9.9 cm 15.43 x 15.59 x 3.9 inch
Weight	2.9 kg
Connector	RJ45 & 2xSMA
Material	ABS
Waterproof level	IP67
Operating temperature	from -40°C to 80°C from -40°F to 176°F
Wind resistance	70km/h

Mounting Kit

Dimensions	9.9 x 10.5 x 14.8 cm 3.9 x 4.13 x 5.83 inch
Regulation Range	+/- 30°
Weight	0.87 kg
Most Dimensions Range	25 - 65mm
Material	Polyamide with fiberglass + galvanized steel U-Bolts

Features

- › Gain for the frequency of 5600 - 6500 MHz 2x 24 dBi
- › Polarization H&V for the frequency of 5600 - 6500 MHz
- › 2 x Connector SMA
- › Big, ergonomic and voluminous **WiBOX Large** enclosure for radio equipment installation
- › Outdoor Waterproof Enclosure **WiBOX Large**
- › Designed and resistant for any weather conditions
- › RJ45 Waterproof System
- › Grounding system protecting against lightning - DC Ground
- › 36 Warranty Months

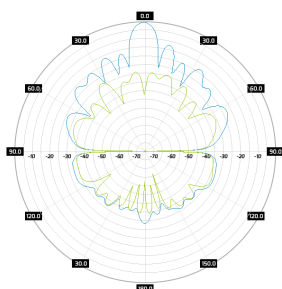
Systems

- › LTE band - 46, 47, 255
- › WLAN - 5 GHz
- › WiMAX - 5 GHz
- › RFID - 5725 - 5875 MHz
- › ISM - 5725-5875 MHz

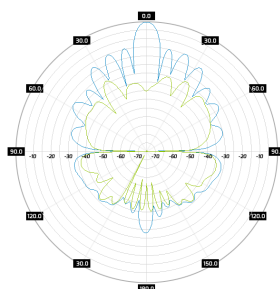
Applications

- › PtP connections
- › PtM Connections
- › System Integration

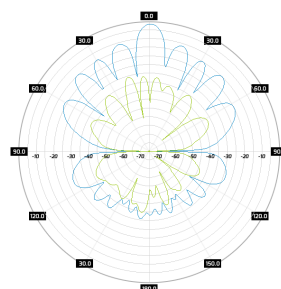
Plots



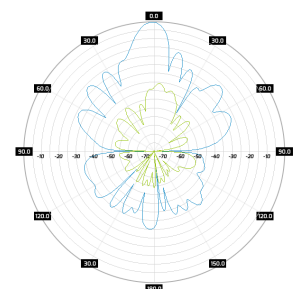
Radiation pattern Port 1 Pol 1



Radiation pattern Port 1 Pol 2



Radiation pattern Port 2 Pol 1



Radiation pattern Port 2 Pol 2