



BASE SECTOR ANTENNA

WiBOX PA M7-20HV

ROHS



Electrical specification

Frequency	5.95 - 7.05 GHz
Gain	20 dBi
VSWR	<2.00, max < 2.00
Beamwidth	16°/16°
Polarization	H&V
Cross-Polar Isolation	
Front-to-Back	> 30 dB
Separation between Connectors	> 30 dB
Impedance	50 Ω
Max Input Power	50 W
Lighting Protection	No
DC Ground	Yes

Mechanic specification

Dimensions	27.2 x 27.6 x 9.6 cm 10.71 x 10.87 x 3.78 inch
Weight	2.7 kg
Connector	RJ45 & 1xSMA
Material	ABS
Waterproof level	IP67
Operating temperature	from -40°C to 80°C from -40°F to 176°F
Wind resistance	70km/h

Mounting Kit

Dimensions	9 x 12 x 15 cm 3.54 x 4.72 x 5.91 inch
Regulation Range	-
Weight	0 kg
Mast Dimensions Range	mm
Material	stainless steel

Features

- › Gain for the frequency of 5950 - 7050 MHz 1x 20 dBi
- › Polarization H&V for the frequency of 5950 - 7050 MHz
- › 1 x Connector SMA
- › Big, ergonomic and voluminous **WiBOX Medium** enclosure for radio equipment installation
- › Outdoor Waterproof Enclosure **WiBOX Medium**
- › Designed and resistant for any weather conditions
- › RJ45 Waterproof System
- › Grounding system protecting against lightning - DC Ground
- › 36 Warranty Months

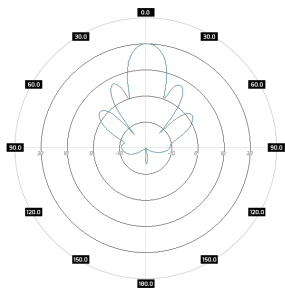
Systems

- › WLAN - 5 GHz
- › WiMAX - 5 GHz

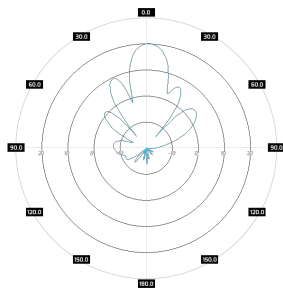
Applications

- › System Integration

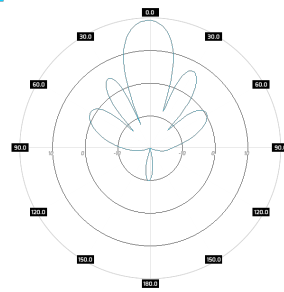
Plots



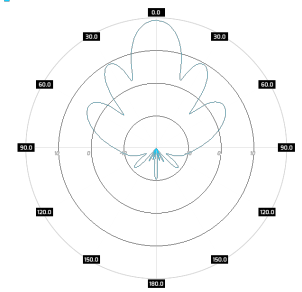
PORT 16.5GHz Azimuth



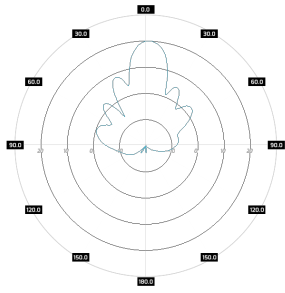
PORT 16.5GHz Elevation



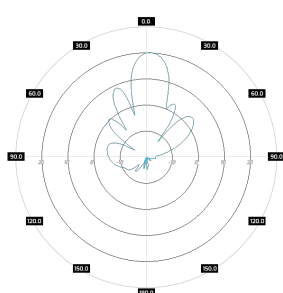
PORT 16GHz Azimuth



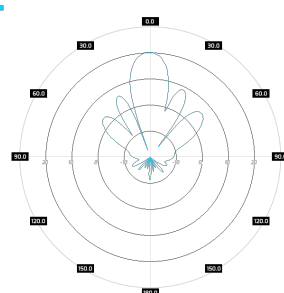
PORT 16GHz Elevation



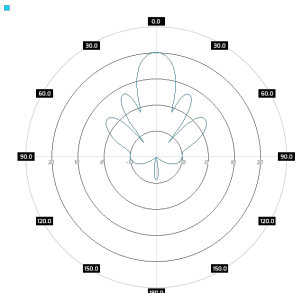
PORT 17GHz Azimuth



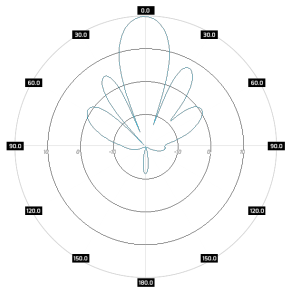
PORT 17GHz Elevation



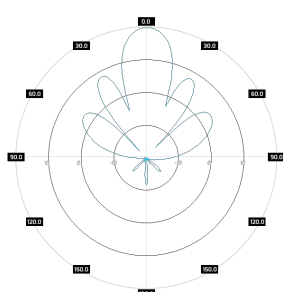
PORT 2 6.5GHz Azimuth



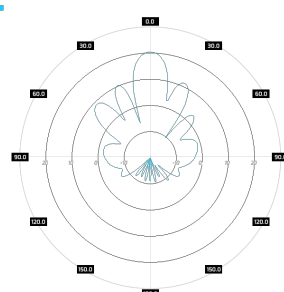
PORT 2 6.5GHz Elevation



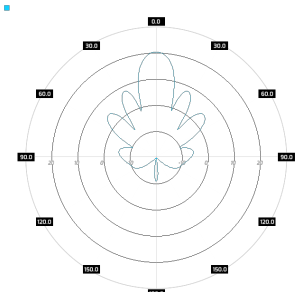
PORT 2 6GHz Azimuth



PORT 2 6GHz Elevation



PORT 2 7GHz Azimuth



PORT 2 7GHz Elevation