



## BASE SECTOR ANTENNA

# WiBOX SA M25-90-15X

**WiBOX SA M25-90-15X** is a **MIMO 2x2 sector antenna** operating at the frequency band: **2.4 – 2.7 GHz** with **15 dBi** gain. The antenna can be used in **point-to-multipoint (PMP)** topology for covering small and medium size areas as the **hotspot in schools, halls, stadiums or another public places**. It can work **indoor and outdoor (IP 67)**. It works with the systems of: **WLAN (802.11b/g/n), WiMAX, LTE, Bluetooth, ISM, RFID**. The antenna is integrated with the top quality **WiBOX Extra Large** box system.







### Electrical specification

Frequency	2.4 - 2.7 GHz
Gain	15 dBi
VSWR	<1.50, max < 1.80
Beamwidth	15°/86°
Polarization	X
Cross-Polar Isolation	>24 dB
Front-to-Back	> 20 dB
Separation between Connectors	> 25 dB
Impedance	50 Ω
Max Input Power	50 W
Lighting Protection	No
DC Ground	Yes

### Mechanic specification

Dimensions	29.2 x 48.6 x 10.6 cm 11.5 x 19.13 x 4.17 inch
Weight	2 kg
Connector	RJ45 & 2xSMA
Material	ABS
Waterproof level	IP67
Operating temperature	from -40°C to 80°C from -40°F to 176°F
Wind resistance	70km/h

### Mounting Kit

Dimensions	9.9 x 10.5 x 14.8 cm 3.9 x 4.13 x 5.83 inch
Regulation Range	+/- 30°
Weight	0.87 kg
Mast Dimensions Range	25 - 65mm
Material	Polyamide with fiberglass + galvanized steel U-Bolts

### Features

- Gain for the frequency of 2400 - 2700 MHz 2x 15 dBi
- Polarization X for the frequency of 2400 - 2700 MHz
- 2 x Connector SMA
- Big, ergonomic and voluminous **WiBOX Extra Large** enclosure for radio equipment installation
- Outdoor Waterproof Enclosure **WiBOX Extra Large**
- Designed and resistant for any weather conditions
- RJ45 Waterproof System
- Grounding system protecting against lightning - DC Ground
- 36 Warranty Months

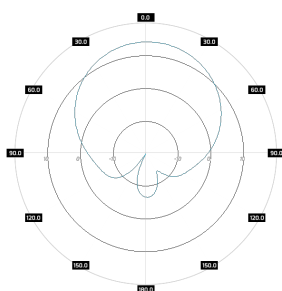
### Systems

- LTE band - 7, 38, 40, 41
- WLAN - 2.4 GHz
- WiMAX - 2.3 GHz, 2.5 GHz
- RFID - 2400 - 2483 MHz
- Bluetooth - 2400-2483 MHz
- ISM - 2400-2483 MHz

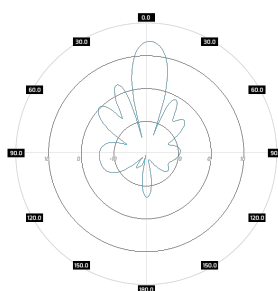
### Applications

- System Integration

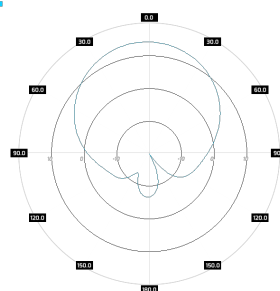
### Plots



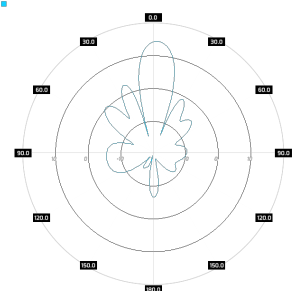
SA M25-90-15X  
Port 1, azimuth



SA M25-90-15X  
Port 1, elev.



SA M25-90-15X  
Port 2, azimuth



SA M25-90-15X  
Port 2, elev.